

POVERTY

Facts and figures

If you're a teacher and want a sense of the conditions that some children live in who could be coming through your classroom door in the next few years, see the Young Child Risk Calculator. This web tool on the National Center for Children in Poverty web site at Columbia University, gives a state-by-state breakdown of the numbers vis-à-vis risk factors faced by impoverished children.

Child poverty in the U.S.

15.5 million children, or 1 in every 5 children in America, lived in poverty in 2009, an increase of nearly 4 million since 2000.

6.9 million (almost half) of all poor children lived in extreme poverty — less than half the poverty rate.



In Michigan, for example, 34% of children under age 3 are in single-parent families, 15% have high family mobility, and 10% have unemployed parents. Or, you can find that in Mississippi 17% of the state's 255,781 children under age 6 live in extreme poverty, 46% have single parents, and 9% have teen mothers. The poverty threshold for one adult and related child in a single household is \$15,030 or less in annual income, according to the U.S. Census Bureau. "Extreme poverty" typically describes people whose income is less than 50% of the poverty rate.

www.nccp.org/tools/risk/

The web site also includes a wealth of other information about initiatives, research and suggestions for combating childhood poverty.

Source:

Children's Defense Fund. (2010). *The state of America's children*. Washington, DC: Author.

America's children



- 74,548,215 children live in the U.S.
- 951,329 are American Indian/Alaska Native
- 2,491,422 are two or more races
- 3,480,257 are Asian/Pacific Islander
- 11,280,366 are black
- 16,750,075 are Hispanic
- 41,225,410 are white

Source: Children's Defense Fund

How poverty affects education outcomes




of children who have lived in poverty don't graduate from high school, compared to 6% of those who have never been poor; this rises to 32% for students spending more than half of their childhood in poverty

Only 2% of proficient 3rd-grade readers who never lived in poverty failed to graduate from high school on time

26%

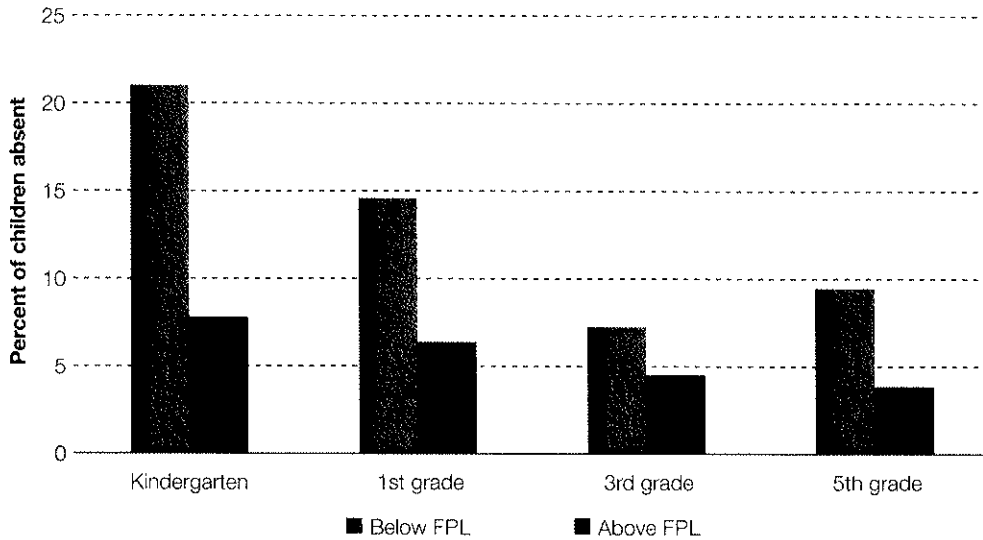
who were poor for a year and didn't read proficiently by 3rd grade didn't finish high school — six times the rate of all proficient readers



11% of poor children who were proficient readers in 3rd grade dropped out, compared to 9% of subpar 3rd-grade readers who have never been poor

Source: Hernandez, D.J. (2011). *Double jeopardy: How 3rd-grade reading skills and poverty influence high school graduation*. Baltimore, MD: Annie E. Casey Foundation.

Children living below the federal poverty level (FPL) were more likely to be chronic absentees in the elementary grades



Source: National Center for Children in Poverty. (2008). *How maternal, family, and cumulative risk affect absenteeism in early schooling.* New York, NY: Author.

Within a moment in America

Every second, a public school student is suspended

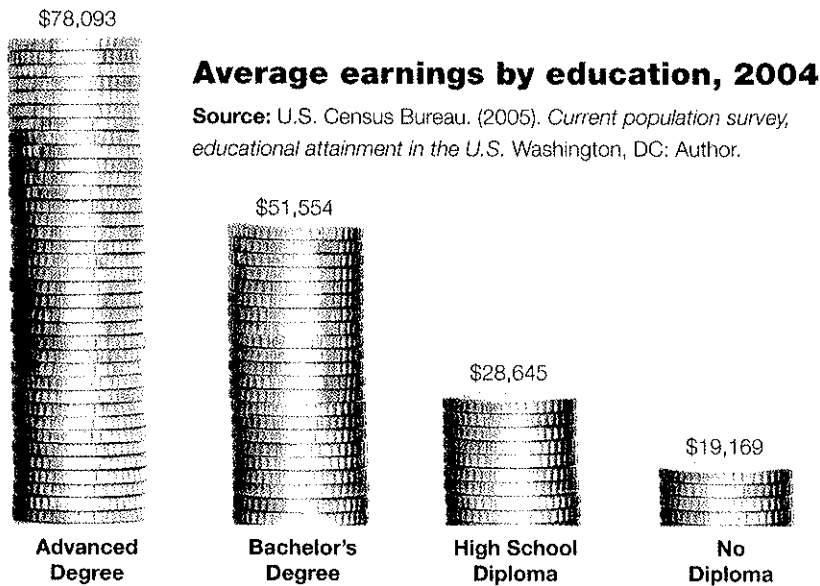
Every 8 seconds, a high school student drops out

Every 18 seconds, a baby is born to an unmarried mother

Every 20 seconds, a public school student is corporally punished



Source: Children's Defense Fund. (2010). *The state of America's children.* Washington, DC: Author.



Average earnings by education, 2004

Source: U.S. Census Bureau. (2005). *Current population survey, educational attainment in the U.S.* Washington, DC: Author.



Poverty rate for all Americans

Source: U.S. Census Bureau.